

Sipariş Kodu / Ordering Code

WMMS - LS - 032 - \_ \_ \_ \_ - 04

1	2	3	4	5
Model Model	Tahrik Birimi Drive Unit	Boyut Size	Strok Stroke	Hatve Pitch

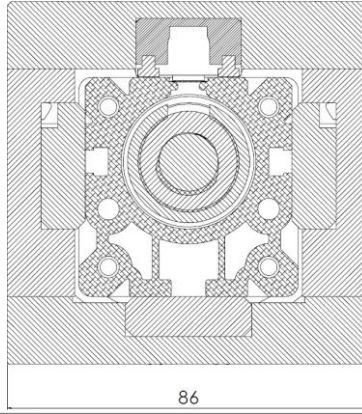
1 - Model / Model

WMMS: Manuel Lineer Modül / Series Manuel Linear Module

2 - Tahrik Birimi / Drive Unite

LS: Adım Vidalı Mil / Lead Screw

3 - Boyut / Size



WMMS – LS - 032

4 - Strok / Stroke

0000: Maksimum 500 mm / Maximum 500 mm

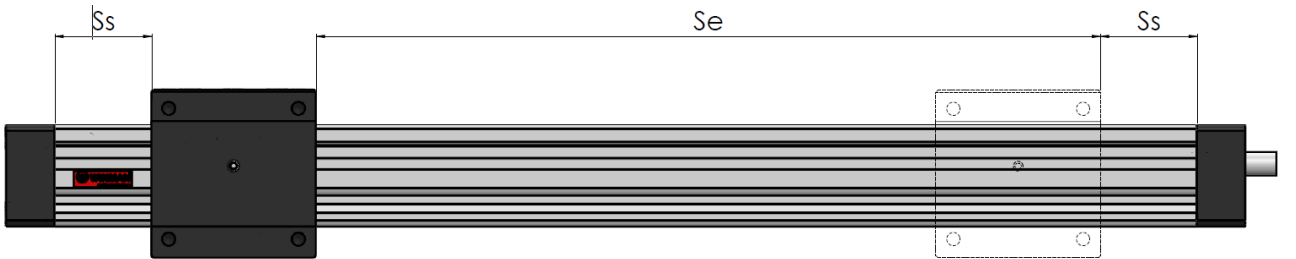
Haraket Stroku / Movement Stroke

İstenilen çalışma strokuna ek olarak 2xHatve kadar her iki tarafta da boşluk bırakılması tavsiye edilir.  
In addition to the desired movement stroke, it is recommended to leave a space on both sides until 2xPitch.

$$S_m = S_e + 2 \cdot S_s$$

$$S_s = 2 \cdot p$$

$S_m$  : Hareket Stroku / Movement Stroke  
 $S_e$  : Etkin Hareket Stroku / Safety Stroke  
 $P$  : Vidalı Mil Hatvesi / Ball Screw Pitch



5 - İlerleme / Lead

04 : 4 mm/devir / 4 mm/rev

## WINMAN WMMS-032 Serisi Manuel Modül / WMMS-032 Series Manuel Linear Modules

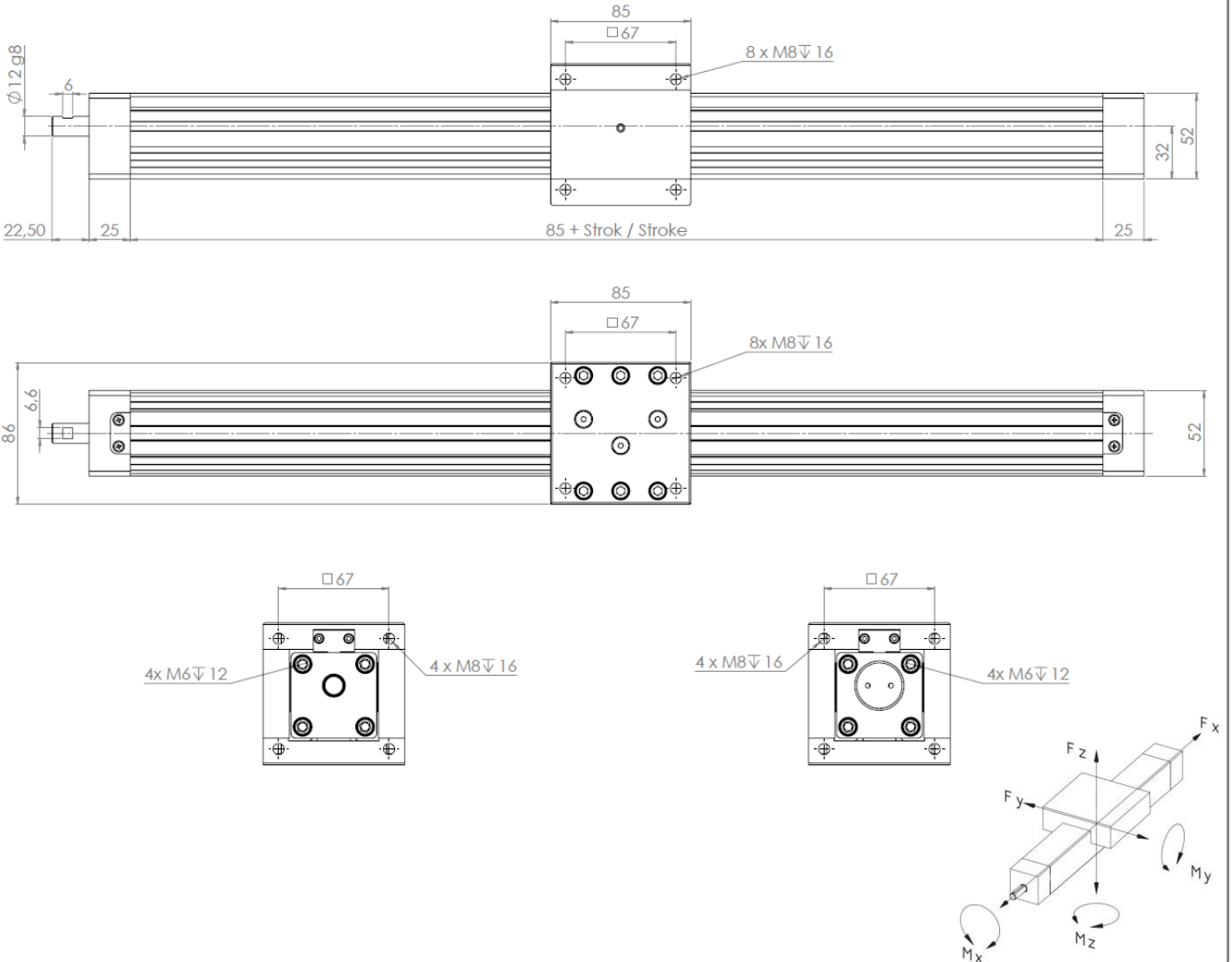
## Özellikler / Specification

Maksimum Strok / Maximum Stroke [mm]	500		
Pozisyonlama Hassasiyeti / Position Accuracy [ $\mu\text{m}/\text{mm}$ ]	$\pm 150/300$		
Maximum Hız / Maximum Speed [mm/sec.]	20		
Hatve / Screw Lead [mm]	4		
Eksenlerde İzin Verilen Maximum Moment / Maximum Permissible Torsional Moment Around The Axis [Nm]	$M_x$ max	$M_y$ max	$M_z$ max
	52	70	47
Eksenlerde Maximum Yük / Maximum Load in Directions [Nm]	$F_y$ max		$F_z$ max
	2090		2185

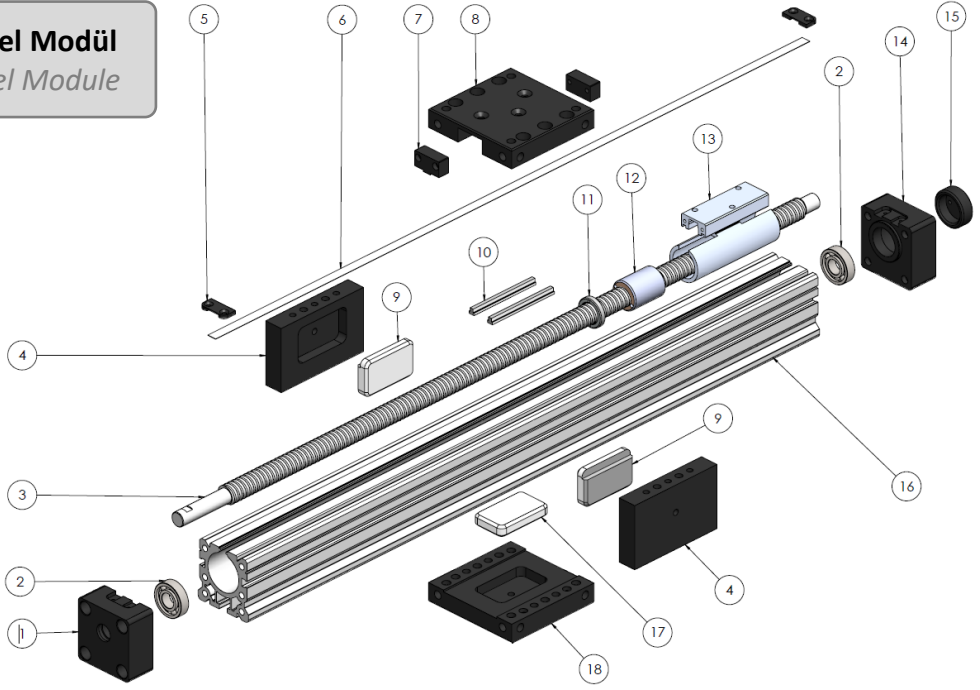
Not : Verilen değerler teorik değerlerdir. Emniyet katsayısını 5 almanızı öneririz.

Note : Calculated value are theoretical values. We recommend you to calculate safety factor as five (5).

## Teknik Çizim / Technical Drawing



## Montaj / Assembly

**WMMS Manuel Modül**  
 WMMS Manuel Module


Parça Piece	Miktar Qty	Parça Adı / Part Name	Montaj Assembly
1	1	Ön Kapak / Front Block	Modül Module
2	2	Rulman / Bearing	
3	2	Trapez Mil / Lead Screw	
4	2	Yan Bağlantı Pleyti / Side Mounting Plate	
5	1	Şerit Bağlantı Parçası / Strip Mounting Piece	
6	2	Çelik Şerit / Steel Strip	
7	1	Şerit Baskı Parçası / Strip Pressure Part	
8	2	Üst Bağlantı Pleyti / Upper Mounting Plate	
9	2	Yan Destek Parçası / Side Support Part	
10	1	Taşıyıcı Araba Destek Parçası / Carriage Support Part	
11	1	Trapezoid Somun Baskı Somunu / Trapezoidal Nut Thrust Nut	
12	1	Trapezoid Somun / Trapezoidal Nut	
13	1	Taşıyıcı / Carriage	
14	1	Arka Kapak / Back Block	
15	1	Arka Rulman Baskı Somunu / Back Bearing Pressure Nut	
16	1	Profil / Profile	
17	1	Alt Destek Parçası / Lower Support Part	
18	1	Alt Bağlantı Pleyti / Lower Mounting Plate	