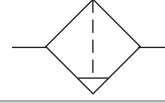


GA-Serisi Hazırlık Ünitesi / GA-Series Preparation Unit

GAF Serisi Filtre / GAF Series Filter



Sembol / Symbol



Üretim Özelliği / Production feature

1. Unique diversion structure spins the air flowing through to effectively separate the liquid from the air and reliably filter the solid grain.
2. It has low pressure loss, high efficiency in separating water and large drain bowl capacity.
3. Filtering grade includes 5 μ m and 40 μ m (Optional).
4. Three drain types are available: manual drain, semi-auto drain and automatic drain.
5. Two drain types are available: semi-auto drain and automatic drain.
6. Three material of bowl are available: PC, Nylon and metal.
7. The bracket can be selected for installation.

Özellikler / Specification

Model	GAF200-06	GAF200-08	GAF300-08	GAF300-10	GAF300-15	GAF400-10	GAF400-15	GAF600-20	GAF600-25
Fluid	Air								
Port size [Note1]	1/8"	1/4"	1/4"	3/8"	1/2"	3/8"	1/2"	3/4"	1"
Filtering grade	40 μ m or 5 μ m								
Pressure range	0.15~1.0MPa(20~145psi)								
Proof pressure	1.5MPa(215psi)								
Temperature range	-5~70°C(Unfreeze)								
Capacity of drain bowl	25CC		60CC		100CC		205CC		
Weight	200g		360g		640g		1040g		

Sipariş Kodu / Ordering Code

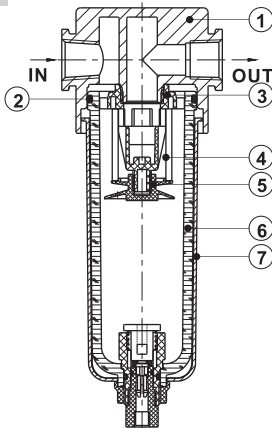
GAF 300 □ 10 □ □ W G

① ② ③ ④ ⑤ ⑥ ⑦

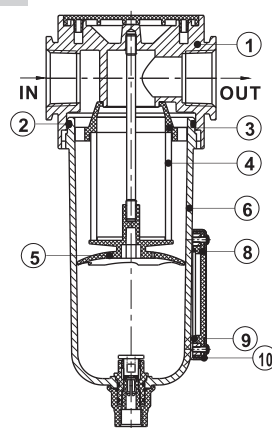
① Model	② Bowl material	③ Port size	④ Drain type	⑤ Accessories	⑥ Filtering grade	⑦ Thread type
GAF200:GA200 Series Filter	Blank: PC bowl	06: 1/8" 08: 1/4"	Blank: Semi-auto drain +Manual drain A: Automatic drain	Blank: Bracket J: No bracket	Blank: 40 μ m W: 5 μ m	Blank: PT G: G T: NPT
GAF300:GA300 Series Filter	C: Metal bowl	08: 1/4" 10: 3/8" 15: 1/2"				
GAF400:GA400 Series Filter	N: Nylon bowl	10: 3/8" 15: 1/2"				
GAF600:GA600 Series Filterlator	C: Metal bowl	20: 3/4" 25: 1"				

İç Yapısı / Inner structure

GAF200



GAF600

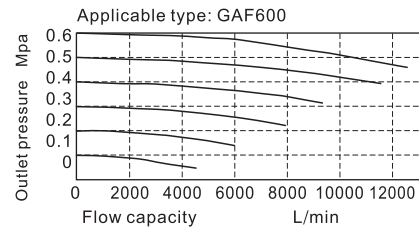
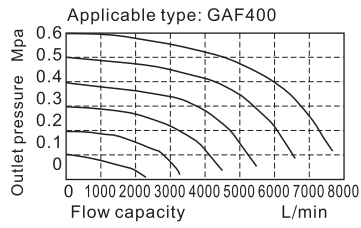
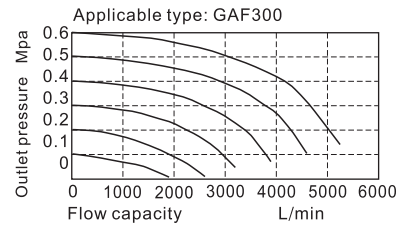
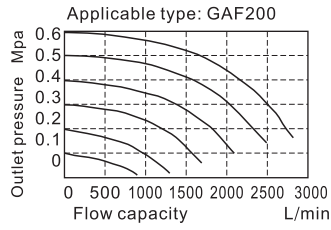


No.	Item	Material
1	Body	Aluminum alloy
2	O-ring	NBR
3	Air guide	High viscosity POM
4	Filter core	HDPE
5	Umbrella baffle	High viscosity POM
6	Drain bowl	Aluminum alloy\PC\Nylon
7	Meter cover	SPCC
8	Liquid meter inside cover	PC
9	Liquid meter seal	NBR
10	Liquid meter cover	SPCC

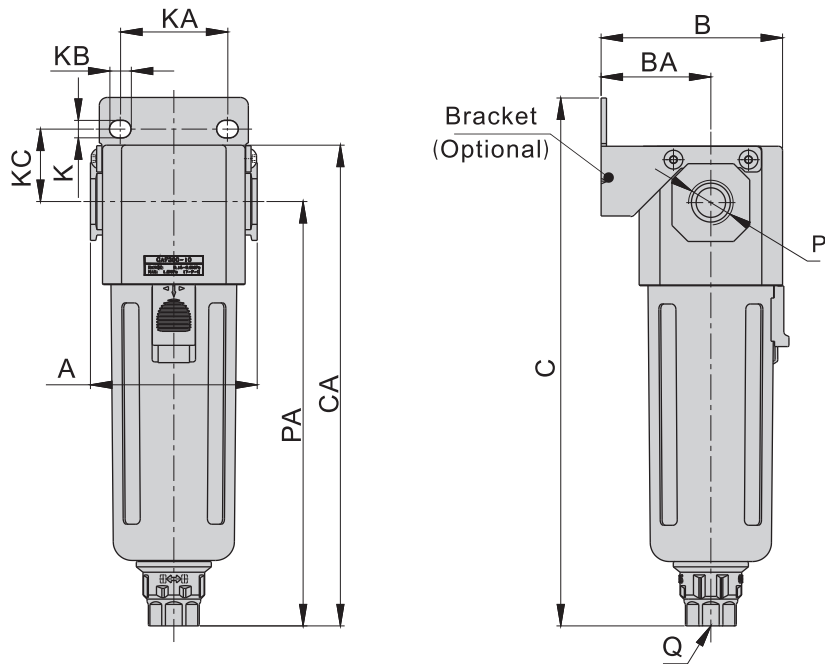
GA-Serisi Hazırlık Ünitesi / GA-Series Preparation Unit

GAF Serisi Filtre / GAF Series Filter

Akış Şeması / Flow Chart



Boyutlar / Dimensions



Model/Item	A	B	BA	C	CA	K	KA	KB	KC	P	PA	Q
GAF200-06	52.5	54.5	33	150	137	5.4	27	8.4	23	1/8"	120	M5X0.8
GAF200-08	52.5	54.5	33	150	137	5.4	27	8.4	23	1/4"	120	M5X0.8
GAF300-08	62.5	67.5	41	197	179	6.5	40	8	27	1/4"	158	G1/4
GAF300-10	62.5	67.5	41	197	179	6.5	40	8	27	3/8"	158	G1/4
GAF300-15	62.5	67.5	41	197	179	6.5	40	8	27	1/2"	158	G1/4
GAF400-10	80	84	50	220	205.5	8.5	55	11	33.5	3/8"	177.5	G1/4
GAF400-15	80	84	50	220	202.5	8.5	55	11	33.5	1/2"	177.5	G1/4
GAF600-20	100	113	70	266	242	11	66	13	50	3/4"	205	G1/4
GAF600-25	100	113	70	266	242	11	66	13	50	1"	205	G1/4